



District Report Card: 2017


State: Punjab	District: Mansa
Class: 3	Subject: Mathematics
Schools: 61	Students: 1335


Participation/Coverage


Students

<div>GENDER</div> <div></div>	Boys				Girls			
	Number		%		Number		%	
	649		48.61		686		51.39	

<div>AREA</div> <div></div>	Rural				Urban			
	Number		%		Number		%	
	1135		85.02		200		14.98	

<div>CATEGORY</div> <div></div>	SC		ST		OBC		GEN	
	Number	%	Number	%	Number	%	Number	%
	999	74.83	1	0.07	148	11.09	187	14.01

<div>CWSN</div> <div></div>	LD	VI	HI	S&LD	ID	Oth
	0	2	3	3	2	8

<div>Management</div> <div></div>	Government			Government-aided		
	Number		%	Number		%
	1335		100.00	0		0.00

Average Performance of Students in Mathematics (%)

Overall	Gender		Area		Management		Social Group			
	Male	Female	Rural	Urban	Govt.	Aided	SC	ST	OBC	GEN
47.01	46.45	47.54	48.51	38.50	47.01	0.00	47.05	0.00	46.94	47.09

Performance on Learning Outcomes (LOs)

Learning Outcomes	Description	Average Performance(%)
M301	Reads and writes numbers up to 999 using place value	40.20
M302	Compares numbers up to 999 based on their place values	59.85
M303	Solves simple daily life problems using addition and subtraction of three digit numbers with and without regrouping	43.86
M304	Constructs and uses the multiplication facts (up till 10) in daily life situations	47.90
M305	Analyses and applies an appropriate number operation in the situation/ context	46.52
M306	Explains the meaning of division facts by equal grouping/sharing and finds it by repeated subtraction	46.82
M309	Identifies and makes 2D-shapes by paper folding, paper cutting on the dot grid, using straight lines etc.	61.98
M311	Fills a given region leaving no gaps using a tile of a given shape	10.41
M312	Estimates and measures length and distance using standard units like centimeters or meters & identifies relationships	24.40
M317	Reads the time correctly to the hour using a clock/watch	53.78
M318	Extends patterns in simple shapes and numbers	41.88
M319	Records data using tally marks, represents pictorially and draws conclusions	58.28

Range of Performance of Students who Answered Correctly							
Below 30%		30% - 50%		50% - 75%		Above 75%	
Number	%	Number	%	Number	%	Number	%
345	25.84	308	23.07	471	35.28	211	15.81

Lowest Performing Learning Outcomes (LOs)

- 1 - Fills a given region leaving no gaps using a tile of a given shape (10.41)
- 2 - Estimates and measures length and distance using standard units like centimeters or meters & identifies relationships (24.40)
- 3 - Reads and writes numbers up to 999 using place value (40.20)
- 4 - Extends patterns in simple shapes and numbers (41.88)
- 5 - Solves simple daily life problems using addition and subtraction of three digit numbers with and without regrouping (43.86)